


ELEVATOR CATALOGUE



Who we are?

According to the market we don't hesitate to tell you that we are new. Yes, we are new and advanced elevator installation and maintenance people with an experience of more than 20 years in elevator industry.

Like a child in the hands of his mother we always give top priority to the users who we lift up. Every elevator we install will be inspected in every single corners to make sure it gives you a feeling that you are secured in our hands always. We promise that you will be safe and secure in our hands. We make sure that you are always happy with the quality and service which provided from our technical team.

“We raise by lifting others” this is the moto which we are following. This moto is something which we always keep close to our heart, always try to teach our team so that they serve you better to make better for themselves.



TYPES OF ELEVATORS WE PROVIDE

1. CAPSULE ELEVATORS
2. PASSENGER ELEVATORS MANUAL DOOR
3. PASSENGER ELEVATORS AUTO DOOR
4. HOSPITAL ELEVATORS
5. GOODS ELEVATORS
6. CAR LIFTS
7. MRL ELEVATORS
8. HOME ELEVATORS

SPECIFICATION

Wall: Toughened Glass Glazed or Plain Farmed in Stainless Steel Mirror Finish.

Flooring: Laminated PVC flooring with ceramic finish.

Corners: Stainless Steel (Black Mirror Finish)


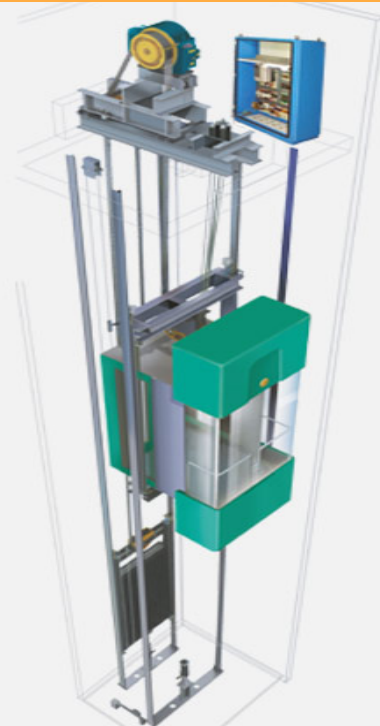
Hand Rail: Optional.

Ceiling: Combination Stainless Steel Black Mirror / Stainless Steel Mirror Finish.

Lighting: 6 no LED warm down lighters or optional design.



CAPACITY 08-20 PASSENGER





CAPACITY **04-30** PASSENGER

SPECIFICATION

Internal Wall: M. S. Powder coated. color combination optional.

Flooring: Sound isolated platform with Hard wearing floor cover, of weather Proof and sound absorbing materials. P. V. C. carpet.


Ceiling: Stainless Steel.

Air Flow: High Speed Blower.

Design: Illumination.

MANUAL DOOR TYPES

- * Manual M.S. Sliding Telescopic Door.
- * S.S. Sliding Telescopic Door.
- * Manual Collapsible Door.
- * Manual Imperforate Door.



Manual Telescopic Door



Swing Door



Collapsible Door




Imperforated Door

SPECIFICATIONS

- Adjustable Door Opening & Closing Time
- Alarm Button
- Car Call Cancellation at Terminal Stop
- Attendant
- Direction Arrow and Position Indicator on all Stops
- Home Landing
- Phase Failure and Phase Reversal Protection
- Repeated Door Closing in the event of Lock Failure
- Door Protection by Light Curtain Full length 94 beams
- Emergency Lighting
- Intercom Car to Machine Room
- Overload Indicator
- Automatic Rescue Device
- Overload Indicator
- Compulsory Stop
- Duplex, Triplex, Quadruplex Control
- Direction Pre-announcing with Arrival Going



CAPACITY 06-20 PASSENGER



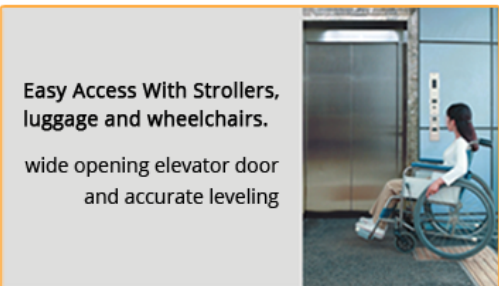
HOSPITAL ELEVATOR

These lifts are built specially for usage by hospitals. Stretchers can be accommodated. Cabin if required - can be washed or fumigated there is no jerk in starting or stopping. The range from 13 persons to 40 persons with the minimum size being 3' x 7'. The cabin walls can be of M. S. Painted, M. S. Powder coated or hairline brush finished stainless steel collapsible channel gates or swing doors with glass vision windows can be provided. Swing door be varied from floor to floor to suit the decor. Automatic doors can also be provided.

The side elevation shows only the top floor & bottom the respective height requirements. All door heights will be 2000 clear. Door lintel bottom should be at 2150. Plan for manual swing doors / collapsible doors / telescopic doors is different. All sizes are inside finished dimensions in mm. All hoist way walls are 230 mm thick brick or 150 mm RCC walls. Entire civil structure for the lift shaft including plaster & painting of lift shaft inside.



CAPACITY 10-26 PASSENGER



Stainless Steel Decorative Door



Stainless Steel Door



M.S. Powder coated Door

We are engaged in presenting a wide array of Freight Elevators that help in transferring of loads from one level to another. These goods elevator are extensively used in factories and storage facilities for the movement of goods between floors, these elevators are known for their high speed and smooth operations. Designed as per the set industry standards.



CAPACITY 500 to 5000 KG LOAD

4 part Center Opening Door



Imperforate Goods Door



CAR LIFT



By - parting Autodoor

CAR DECORATION (OPTIONAL)

Item: Style.

Car Ceiling.: Hairline Stainless Steel.

Car Wall, Car Door: Hairline Stainless Steel.

C.O.P.: Hairline Stainless Steel.

Car Floor: Hairline Stainless Steel.

Sill: Alloyed Hard Aluminum.

CAR DECORATION (OPTIONAL)

Item: Style.

Car Ceiling.: Painted Steel.

Car Wall, Car Door: Painted Steel.

C.O.P.: Hairline Stainless Steel.

Car Floor: Chequed plates.

Sill: Alloyed Hard Aluminum.

Flooring




M.S. Chequered Plate



Aluminum Chequered plate

Entrance



Machine Room less Elevator


Brings you a revolutionary concept in the field of elevators to give you absolute freedom in designing - MRL -Machine Room Less Elevators! Our exclusive Machine room less elevators brings aesthetic enhancements for you structure.

Advantages

- Latest Technology in The World.
- Smoothest Travel.
- Absolute Freedom in Building Designs.
- Substantial Saving On Electricity Cost.
- Save The Construction Cost.
- More Safe.




CAPACITY 04 - 30 PASSENGER



HAND RAIL



CEILING



Home Lift is the elevator designed to meet vertical mobility needs in public and private buildings. It is the ideal solution for elderly and impaired mobility persons who can finally move autonomously and free from stairs.

It is a modern product, designed and manufactured to meet a wide range of needs: from the garage to the roof, you can move effortlessly up to 4 floors.

- Is noiseless and easy to install.
- Requires a minimal space.



CAPACITY 4-6 PASSENGER

LANDING OPERATING PANEL



Touch Screen With LCD Surface Mounted design with plexiglass panel and zing Alloy Out Frame



WHERE TO FIND US !

OFFICE

*DOOR NO:5, 1ST FLOOR,
ADHIL ALIYA PLAZA,
OPP VINODA LIBRARY,
THAMMANAM,
KOCHI.*

WEB

WWW.NEPTUNEELEVATORS.COM

EMAIL

neptuneinform@gmail.com

PHONE

+91 8129536750

+91 7907534415

+91 9947616971

*THANK YOU FOR GIVING US AN OPORTUNITY TO
SERVE YOU...*